
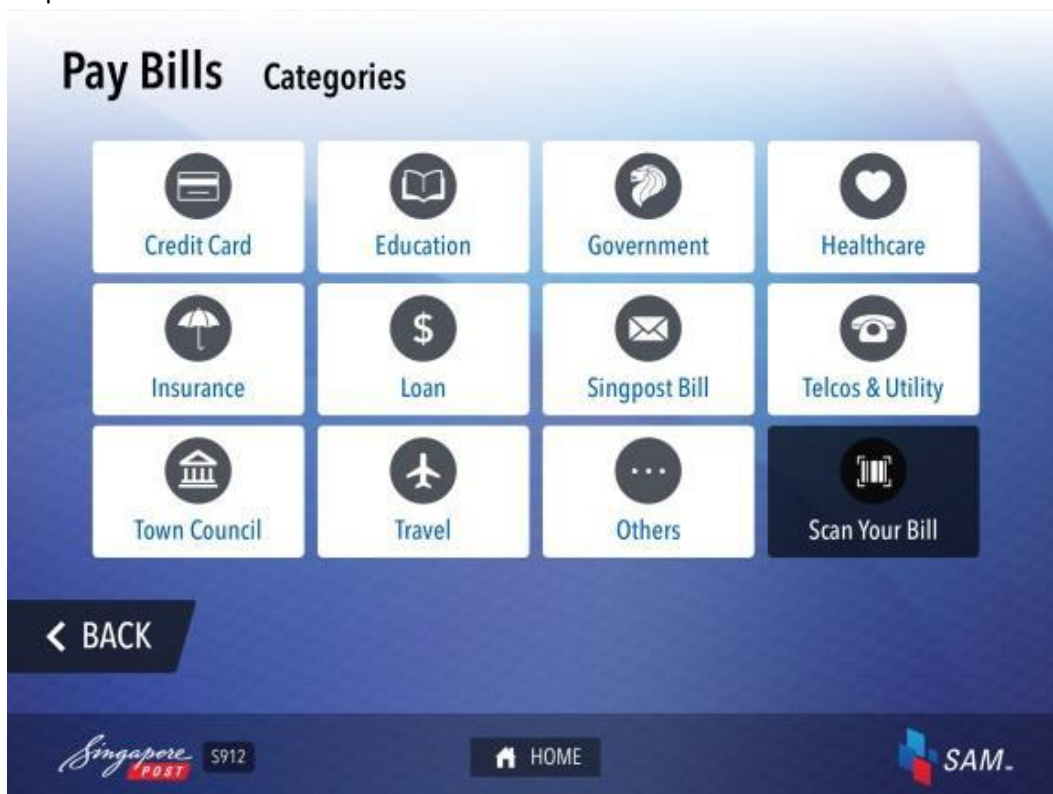


USER GUIDE SAM MACHINE – PTO – Transfer of Shares or Motor Vehicle

Step 1: Select Pay Bills



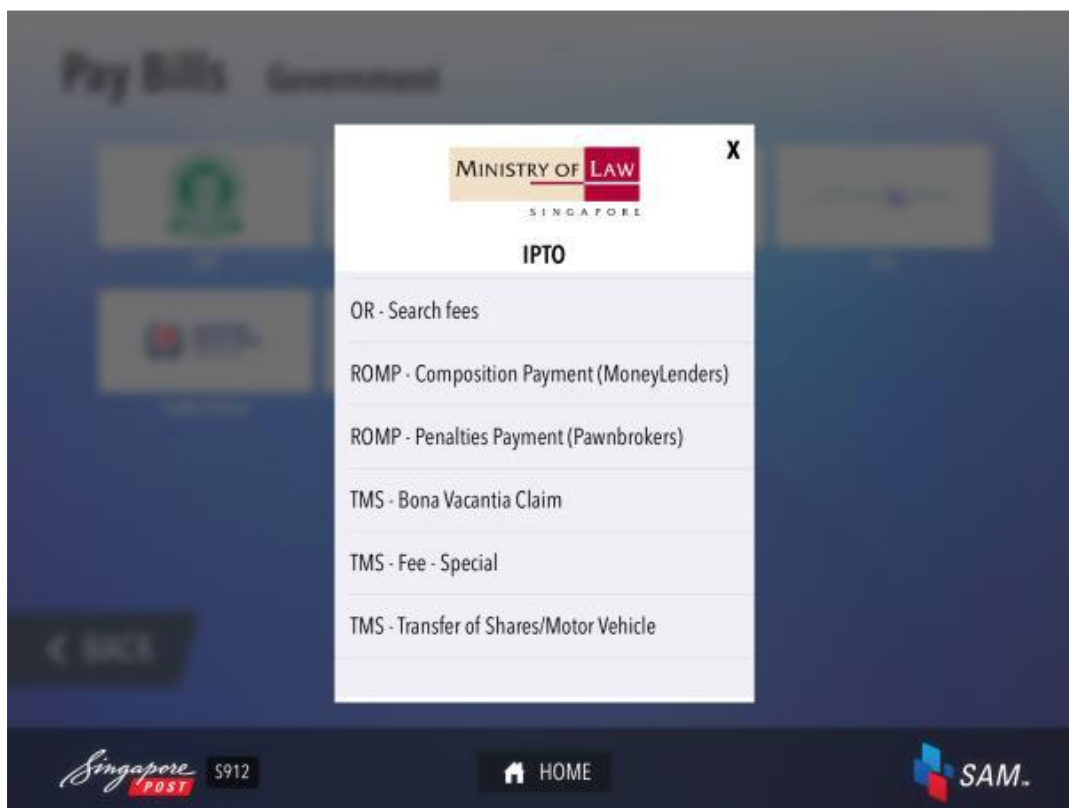
Step 2: Select Government



Step 3: Select Ministry of LAW



Step 4: Scroll & Select Type of Service – Select “TMS-Transfer of Shares/ Motor Vehicle”



Step 5: Key in Case No. Then Click NEXT

Pay Bills

MINISTRY OF LAW
SINGAPORE

Case No:

T0000012010

! If Case No. is T008135-2012-N, please enter as 0081352012.

1 2 3
4 5 6
7 8 9
. 0 Clear

← BACK 20% NEXT >

Singapore POST S912 HOME SAM.

Step 6: Key in Payer's Name, Then Click NEXT

Pay Bills

MINISTRY OF LAW
SINGAPORE

Payer's Name:

DAVID TEE

Q W E R T Y U I O P
A S D F G H J K L SPACE
Z X C V B N M _ .?123

← BACK 40% NEXT >

Singapore POST S912 HOME SAM.

Step 7: Key in Payer's NRIC/FIN/Passport No, Then Click NEXT

Pay Bills

MINISTRY OF LAW
SINGAPORE

Payer's NRIC/FIN/Passport No:
S1234567D

Q W E R T Y U I O P
A S D F G H J K L SPACE
Z X C V B N M _ .?123

← BACK 60% NEXT >

Singapore POST S912 HOME SAM.

Step 8: Key in Amount, Then Click NEXT

Pay Bills

MINISTRY OF LAW
SINGAPORE

Amount (S\$):
50


1 2 3
4 5 6
7 8 9
. 0 Clear

← BACK 99% NEXT >

Singapore POST S912 HOME SAM.


Step 9: Confirm Information is Correct, Click DONE. If You Wish to Amend Any Information, Click BACK

Bill Summary





IPTO TMS - Bona Vacantia Claim

| | |
|------------------------------|-------------|
| Case No | T0000012010 |
| Amount (S\$) | \$50.00 |
| Payer's Name | DAVID TEE |
| Payer's NRIC/FIN/Passport No | S1234567D |


 Payment made after 9pm will be considered as next business day's transaction. Touch DONE to continue.


[← BACK](#) 100% [✓ DONE](#)

 S912 [HOME](#) 

Step 10: Verify Payment Information, Then Click PAY



Payment Summary



| Description | Customer Ref. No. | Supported Payment Mode | Qty | Amount (\$) |
|--|-------------------|------------------------|-----|---|
| IPTO ROMP - Penalties Payment (Pawnbrokers) | RP0000091958A | NETS | - | 50.00  |

You have 1 item(s) to pay **Total Payable** \$50.00

[ADD BILLS](#) [BUY STAMPS](#) [TOP UP](#) [PAY FINES](#) [E-RECEIPT](#) [✓ PAY](#)

 S912 [HOME](#) 


Step 11: Insert NETS Card for Payment

NETS Payment



Total Payable
\$88.88


Please insert your nets card fully and leave it in the device.



To remove your card, press Cancel.



Convenience at Your Fingertips!
Track your parcels, find a Post Office and more on the go...


 

 Please note daily and per transaction amount limits may be imposed by your bank. Do not use broken, chipped or bent ATM cards.

 5912 



Step 12: Transaction Completed. Receipt will be Generated


NETS Payment

 **Transaction Successful**

Thank you for choosing SAM!

Convenience at Your Fingertips!
Track your parcels, find a Post Office and more on the go...

 5912 